

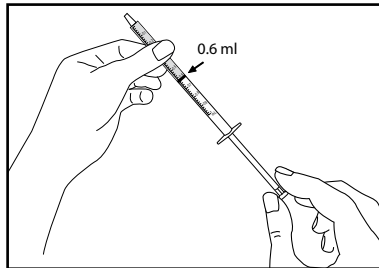
Instructions for Health Workers: Nevirapine Infant-Dose Pouch

Counsel patient on nevirapine for PMTCT:

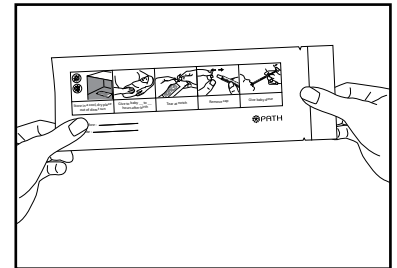
- ▶ Today you are being given nevirapine to take home.
- ▶ Nevirapine can help prevent transmission of HIV to your baby. Dosing for the baby is a single dose of 0.2 ml of nevirapine oral suspension per kg of the baby (0.6 ml for a 3-kg baby).
- ▶ Timing is important for taking the medication. If you deliver at home:
 - You must take:
 - Tablet (200 mg) is for you to take when you go into labor.
 - You must give:
 - Oral dose (0.6 ml) from the pouch should be given to the baby ____ (complete according to guidelines).
Recommendations for timing of the dose may vary by country. Counsel patient in accordance with your guidelines.
Example: 0 to 72 hours after birth.
 - Oral dose in the dispenser should be used within 2 months of today (based on in-use stability studies).
- ▶ If you plan to deliver your baby at the health center, bring the tablet and the oral dose with you.

In view of the patient:

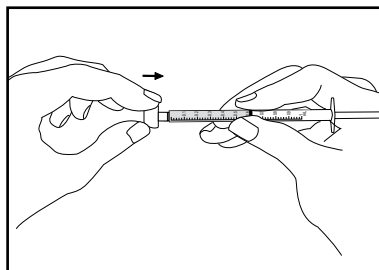
- 1** Fill oral dosing syringe with 0.6 ml of nevirapine oral suspension.
(see above for dosing guidelines)



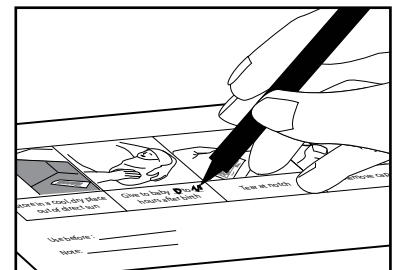
- 5** Review the pictorial instructions with the patient.



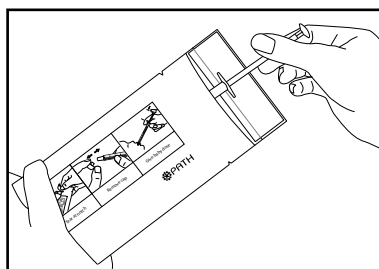
- 2** Place cap on tip and secure.



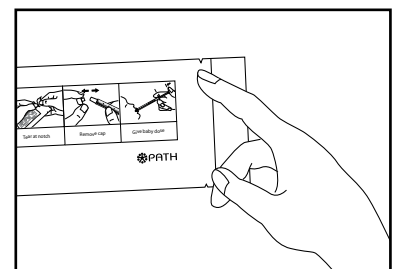
- 6** Fill in the blanks in the 2nd step in accordance with guidelines for timing of infant dose. Example: 0 to 72 hours.



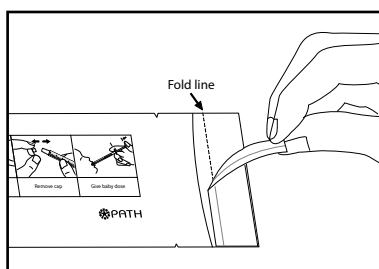
- 3** Place dispenser in the foil pouch.



- 7** Show the tear point on the pouch.



- 4** Remove the liner and fold the end at the fold line to seal the pouch.



- 8** Write the date 2 months from today (date dispensed) after "Use Before" and other information after "Note."

